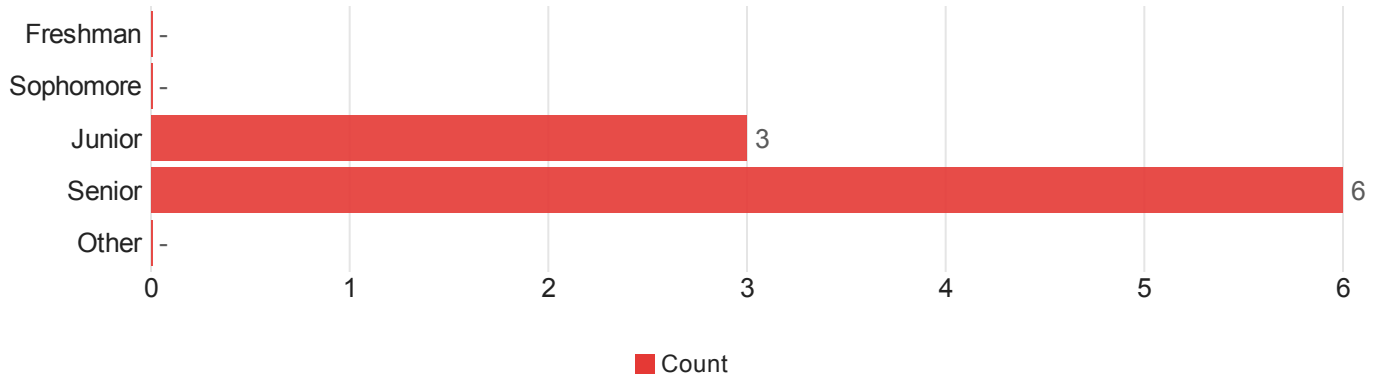


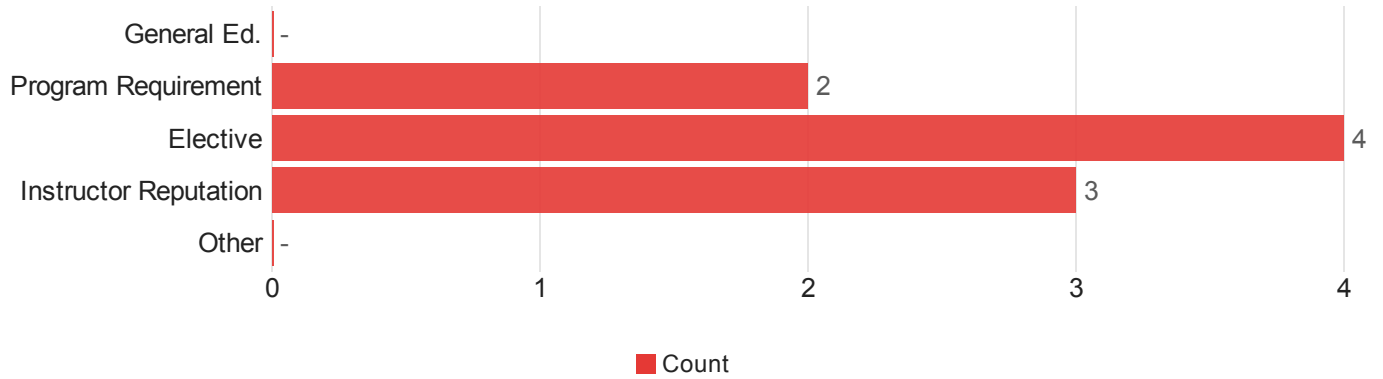
What is your class level?



Field	Percentage
Freshman	0.00%
Sophomore	0.00%
Junior	33.33%
Senior	66.67%
Other	0.00%
Total	

Field	Responses
What is your class level?	9

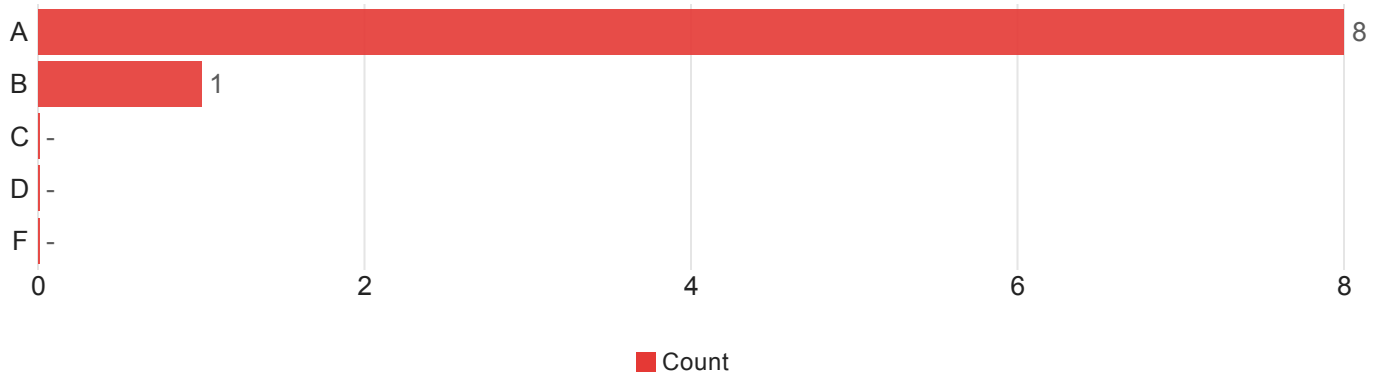
What is your primary reason for taking this course?



Field	Percentage
General Ed.	0.00%
Program Requirement	22.22%
Elective	44.44%
Instructor Reputation	33.33%
Other	0.00%
Total	

Field	Responses
What is your primary reason for taking this course?	9

What grade do you think you will get in this course?



Field	Percentage
A	88.89%
B	11.11%
C	0.00%
D	0.00%
F	0.00%
Total	

Field	Responses
What grade do you think you will get in this course?	9

II. Evaluation of Instructional Methods

Field	Strongly Agree	Agree	Undecided	Disagree	Strongly Disagree	Total
Overall, the quality of instruction was good.	9	0	0	0	0	9
Presented concepts and ideas clearly.	8	1	0	0	0	9
Returned assignments in a timely manner.	8	1	0	0	0	9
Used class time effectively.	8	1	0	0	0	9
Sensitive to the views of others.	8	0	1	0	0	9
Provided effective assistance when asked.	8	1	0	0	0	9
Established and met course objectives.	8	1	0	0	0	9
Demonstrated the importance of the subject.	9	0	0	0	0	9
Grading was fair.	8	1	0	0	0	9

Field	Mean	Responses
Overall, the quality of instruction was good.	1.00	9
Presented concepts and ideas clearly.	1.11	9
Returned assignments in a timely manner.	1.11	9
Used class time effectively.	1.11	9
Sensitive to the views of others.	1.22	9
Provided effective assistance when asked.	1.11	9
Established and met course objectives.	1.11	9
Demonstrated the importance of the subject.	1.00	9
Grading was fair.	1.11	9

III. Evaluation of Course (Not Instruction)

Field	Strongly Agree	Agree	Undecided	Disagree	Strongly Disagree	Total
Course formed a coherent whole.	8	1	0	0	0	9
Assignments appropriate to course objectives.	6	3	0	0	0	9
Stimulating and challenging course.	8	1	0	0	0	9
Provided new viewpoints and appreciation of subject.	9	0	0	0	0	9

Field	Mean	Responses
Course formed a coherent whole.	1.11	9
Assignments appropriate to course objectives.	1.33	9
Stimulating and challenging course.	1.11	9
Provided new viewpoints and appreciation of subject.	1.00	9

IV. Evaluation of Readings/Equipment/Classroom

Field	Strongly Agree	Agree	Undecided	Disagree	Strongly Disagree	Total
Textbook and/or assigned readings were appropriate for the course.	8	1	0	0	0	9
Equipment and materials were adequate.	7	1	1	0	0	9
Classroom facilities suited to this type of class.	8	1	0	0	0	9
Class size was appropriate for course.	8	1	0	0	0	9

Field	Mean	Responses
Textbook and/or assigned readings were appropriate for the course.	1.11	9
Equipment and materials were adequate.	1.33	9
Classroom facilities suited to this type of class.	1.11	9
Class size was appropriate for course.	1.11	9

Additional comments:

Additional comments:

Not enough great words can describe my experiences with Professor Hermann! When ever I can, I take her course! She is amazing and inspires me to be the best, and do the best that I am able to do! Those who have not had the amazing opportunity of working with her, or be tough by her are missing out on a great experience!

One of my favorite courses I've ever taken. This is what the film department needs is experience from the classroom to the real world, and branded media a perfect subject for it. Courtney did an outstanding job with helping everyone and guiding the class.

Courtney does an amazing job teaching this course. It should be offered EVERY TERM, considering how marketable this skill is. Possibly should even be required, IMO. One complaint: considering we are providing branded content for both PSU and an actual company in this course, we should be provided a budget (no matter how small) by the university for the projects. Otherwise, we pay university fees for the course AND SPEND OUR OWN MONEY on production transportation, food and drink, equipment, cast, and more. These projects can get expensive.

Great course!! Thanks for helping me add branded media to my portfolio. Looking forward to advanced prod.

Absolutely LOVED this class. First time in the past four years of school that I truly felt like I learned something and that I created something that is usable for my portfolio or that is useful for my future. Courtney really helps students create their best work by providing feedback that makes the student think, rather than just telling them it needs "something more" lol. Thank you!

Detailed Item Analysis Report

Filter: CRN = 11406

Term

Mean: 4.00

Response	Value	Frequency	Percent	Graph
Winter	1.00	0	0.00	
Spring	2.00	0	0.00	
Summer	3.00	0	0.00	
Fall	4.00	15	100.00	
Total Valid		15	100.00	
Total		15	100.00	

1. What is your class level?

Mean: 3.67

Response	Value	Frequency	Percent	Graph
Freshman	1.00	0	0.00	
Sophomore	2.00	0	0.00	
Junior	3.00	5	33.33	
Senior	4.00	10	66.67	
Other	5.00	0	0.00	
Total Valid		15	100.00	
Total		15	100.00	

2. What is your primary reason for taking this course?

Mean: 3.29

Response	Value	Frequency	Percent	Graph
General Ed.	1.00	0	0.00	
Program Requirement	2.00	2	13.33	
Elective	3.00	6	40.00	
Instructor Reputation	4.00	6	40.00	
Other	5.00	0	0.00	
Total Valid		14	93.33	
Multiple Responses		1	6.67	
Total		15	100.00	

3. What grade do you think you will get in this course?

Mean: 1.13

Response	Value	Frequency	Percent	Graph
A	1.00	13	86.67	
B	2.00	2	13.33	
C	3.00	0	0.00	
D	4.00	0	0.00	
F	5.00	0	0.00	
Total Valid		15	100.00	
Total		15	100.00	

4. How many hours per week (outside of class) did you spend on this course?

Mean: 3.50

Response	Value	Frequency	Percent	Graph
0 - 2 hours	1.00	0	0.00	
3 - 6 hours	2.00	1	6.67	
7 - 9 hours	3.00	7	46.67	
10 - 12 hours	4.00	4	26.67	
more than 12 hours	5.00	2	13.33	
Total Valid		14	93.33	
Multiple Responses		1	6.67	
Total		15	100.00	

5. Overall- the quality of instruction was good.

Mean: 1.07

Response	Value	Frequency	Percent	Graph
SA	1.00	13	86.67	
A	2.00	1	6.67	
U	3.00	0	0.00	
D	4.00	0	0.00	
SD	5.00	0	0.00	
Total Valid		14	93.33	
Multiple Responses		1	6.67	
Total		15	100.00	

6. Presented concepts and ideas clearly.

Mean: 1.14

Response	Value	Frequency	Percent	Graph
SA	1.00	12	80.00	
A	2.00	2	13.33	
U	3.00	0	0.00	
D	4.00	0	0.00	
SD	5.00	0	0.00	
Total Valid		14	93.33	
Multiple Responses		1	6.67	
Total		15	100.00	

7. Returned assignments and exams in a timely manner.

Mean: 1.07

Response	Value	Frequency	Percent	Graph
SA	1.00	13	86.67	
A	2.00	1	6.67	
U	3.00	0	0.00	
D	4.00	0	0.00	
SD	5.00	0	0.00	
Total Valid		14	93.33	
Multiple Responses		1	6.67	
Total		15	100.00	

8. Used class time effectively.

Mean: 1.00

Response	Value	Frequency	Percent	Graph
SA	1.00	14	93.33	
A	2.00	0	0.00	
U	3.00	0	0.00	
D	4.00	0	0.00	
SD	5.00	0	0.00	
Total Valid		14	93.33	
Multiple Responses		1	6.67	
Total		15	100.00	

9. Sensitive to the views of others.

Mean: 1.00

Response	Value	Frequency	Percent	Graph
SA	1.00	14	93.33	
A	2.00	0	0.00	
U	3.00	0	0.00	
D	4.00	0	0.00	
SD	5.00	0	0.00	
Total Valid		14	93.33	
Multiple Responses		1	6.67	
Total		15	100.00	

10. Provided effective assistance when asked.

Mean: 1.00

Response	Value	Frequency	Percent	Graph
SA	1.00	14	93.33	
A	2.00	0	0.00	
U	3.00	0	0.00	
D	4.00	0	0.00	
SD	5.00	0	0.00	
Total Valid		14	93.33	
Multiple Responses		1	6.67	
Total		15	100.00	

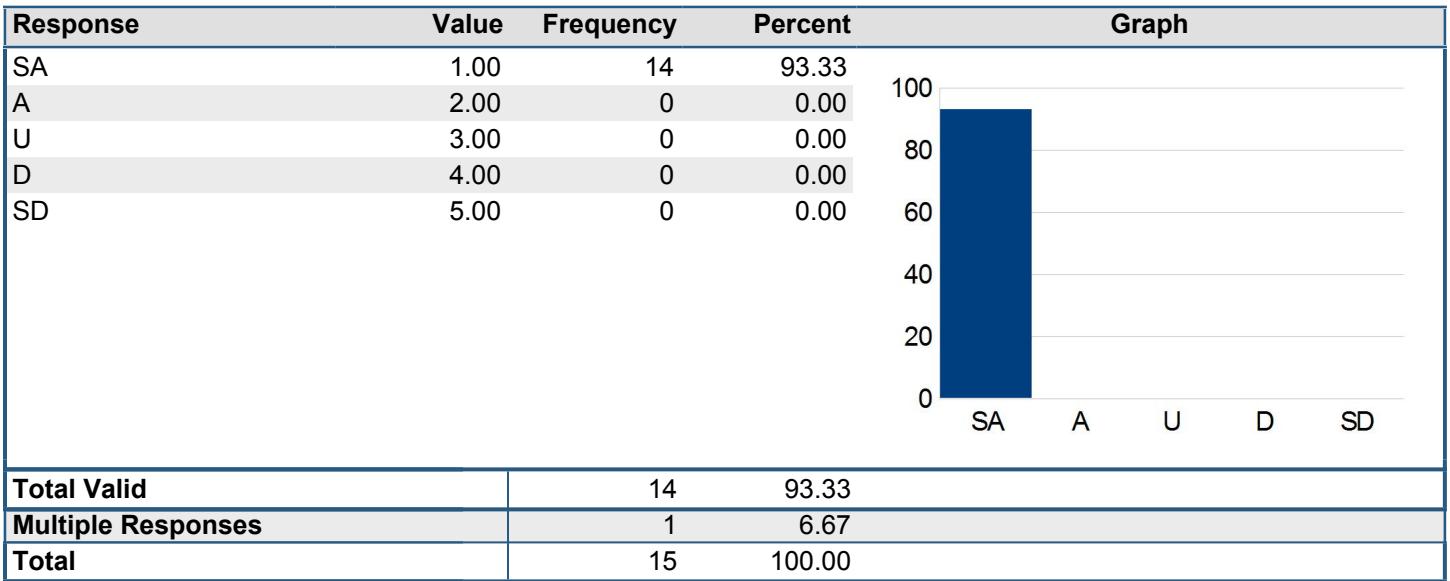
11. Established and met course objectives.

Mean: 1.00

Response	Value	Frequency	Percent	Graph
SA	1.00	14	93.33	
A	2.00	0	0.00	
U	3.00	0	0.00	
D	4.00	0	0.00	
SD	5.00	0	0.00	
Total Valid		14	93.33	
Multiple Responses		1	6.67	
Total		15	100.00	

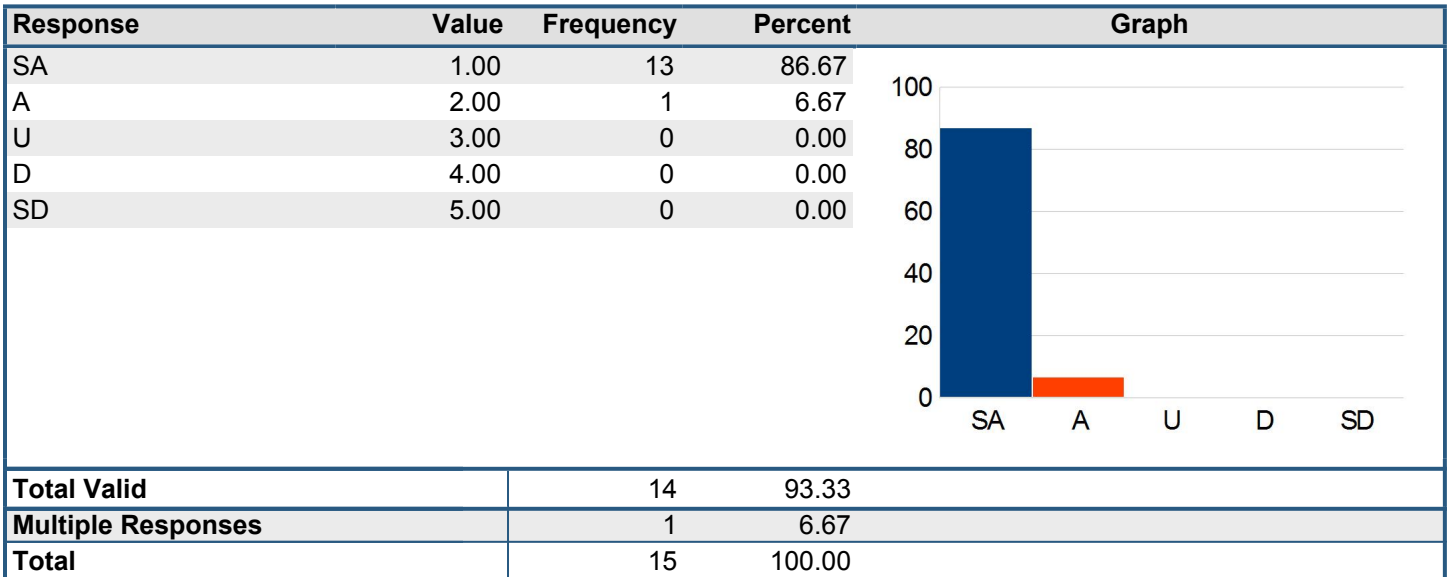
12. Demonstrated the importance of the subject.

Mean: 1.00



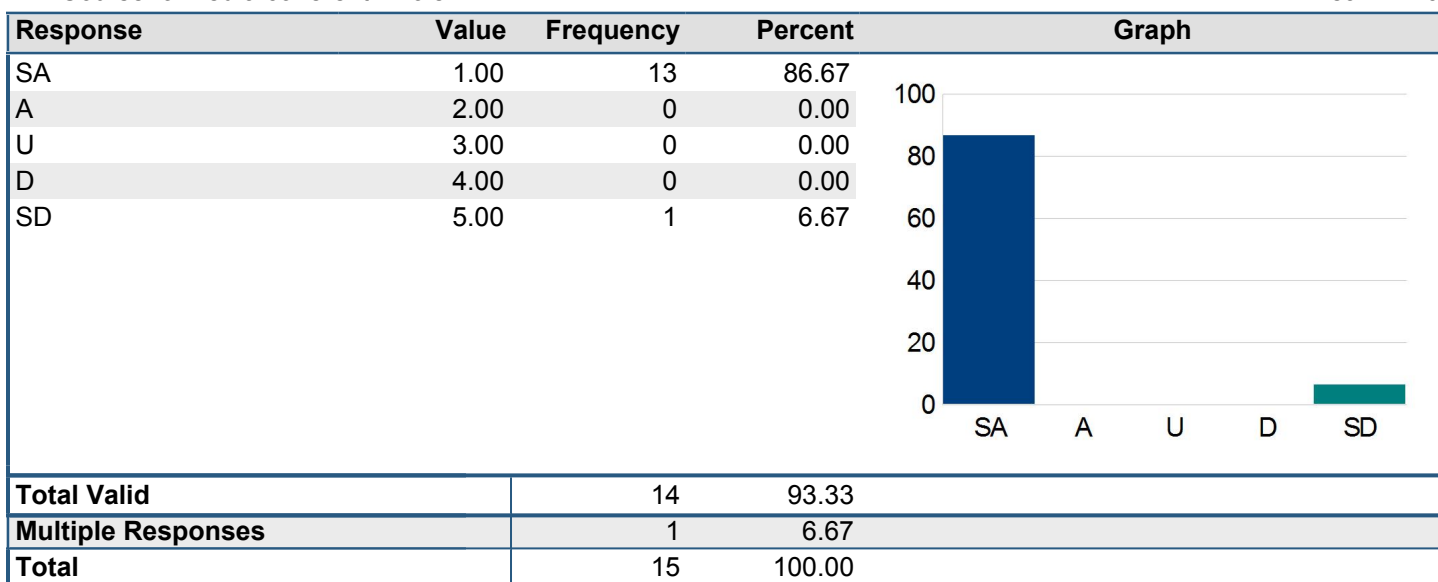
13. Grading was fair.

Mean: 1.07



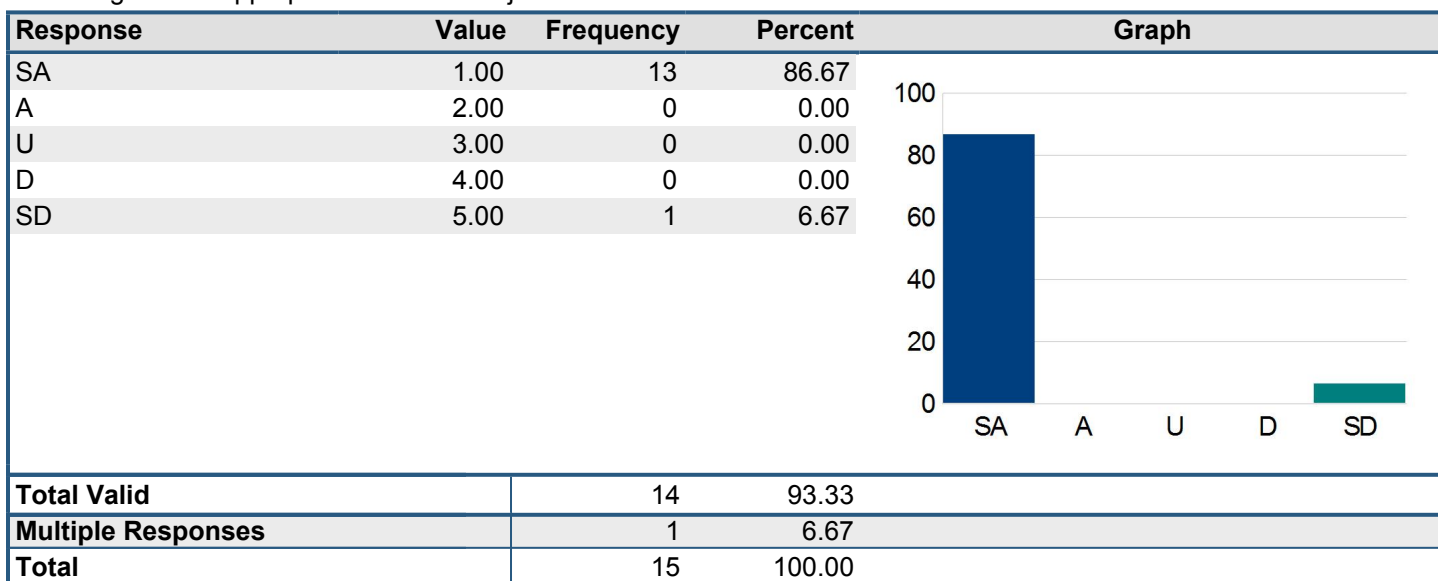
14. Course formed a coherent whole.

Mean: 1.29



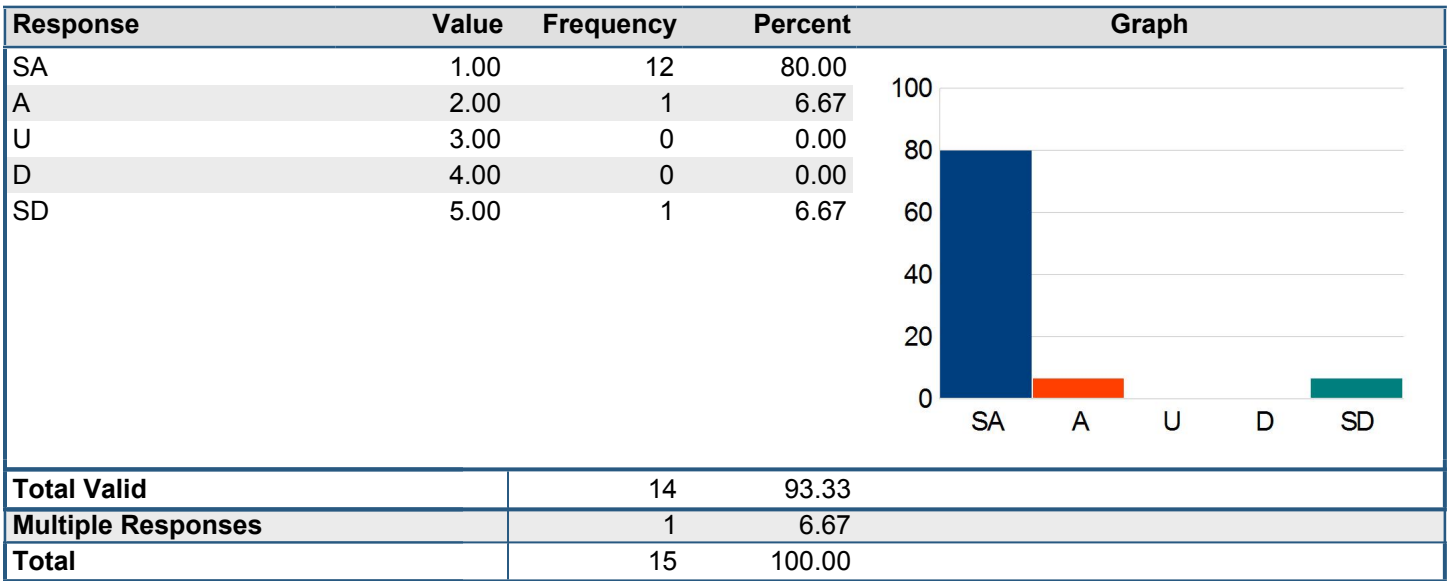
15. Assignments appropriate to course objectives.

Mean: 1.29



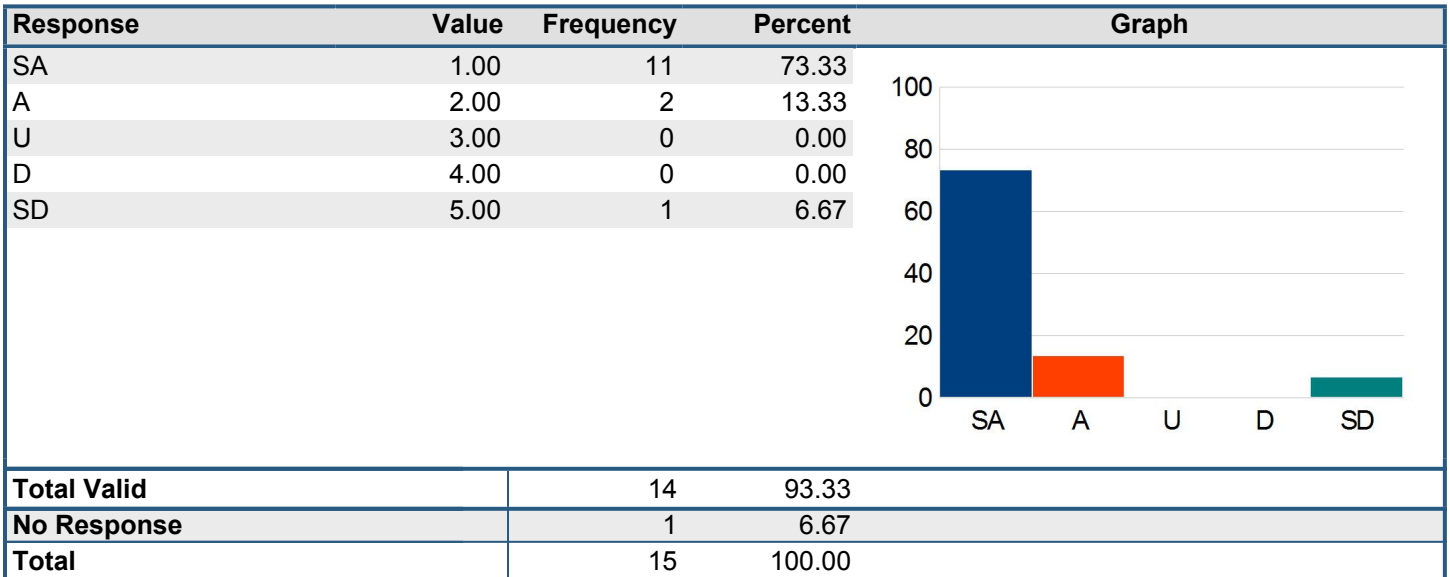
16. Stimulating and challenging course.

Mean: 1.36



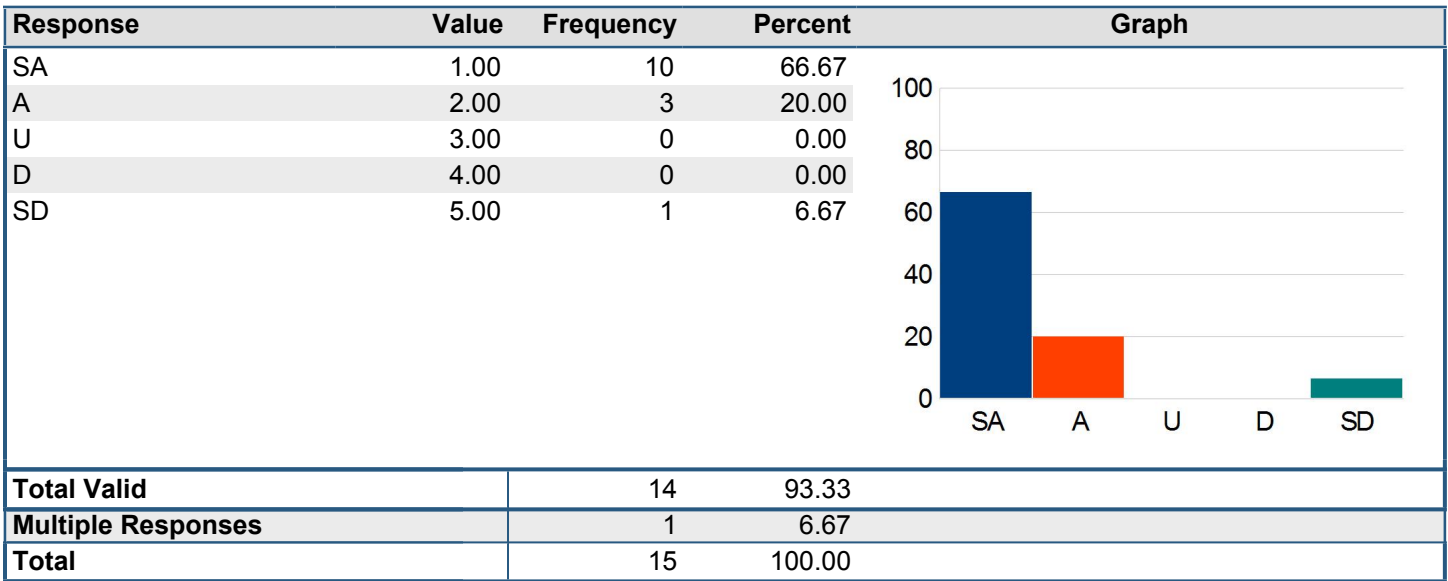
17. Provided new viewpoints and appreciation of subject.

Mean: 1.43



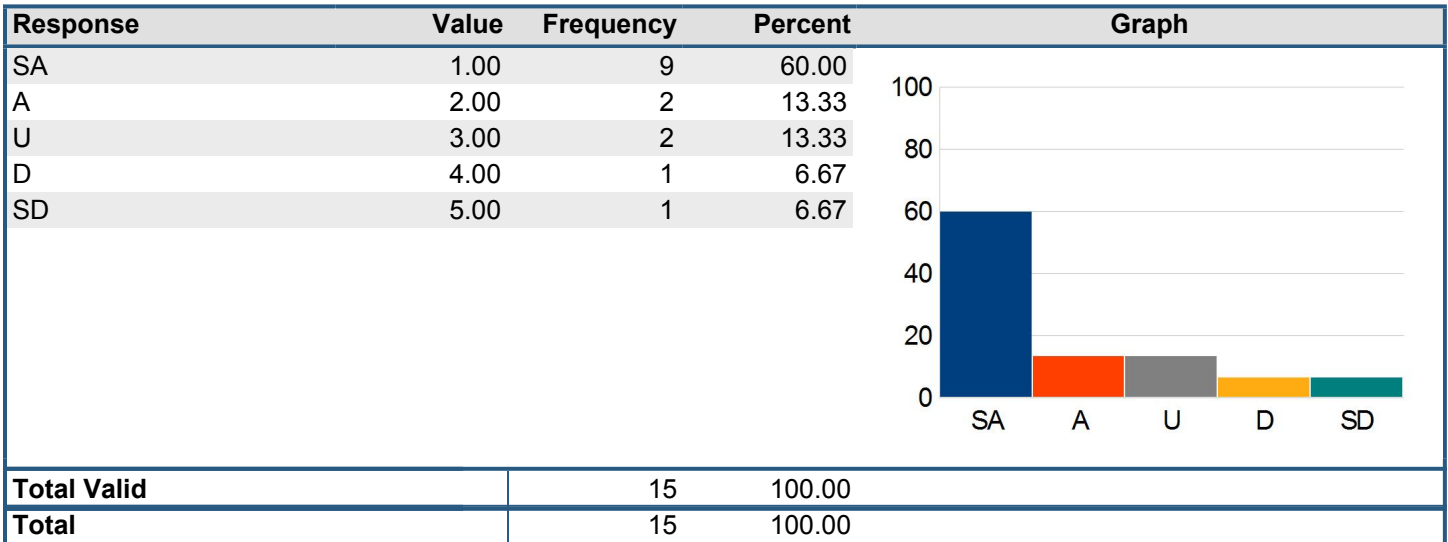
18. Textbook and/or assigned readings were appropriate for the course.

Mean: 1.50



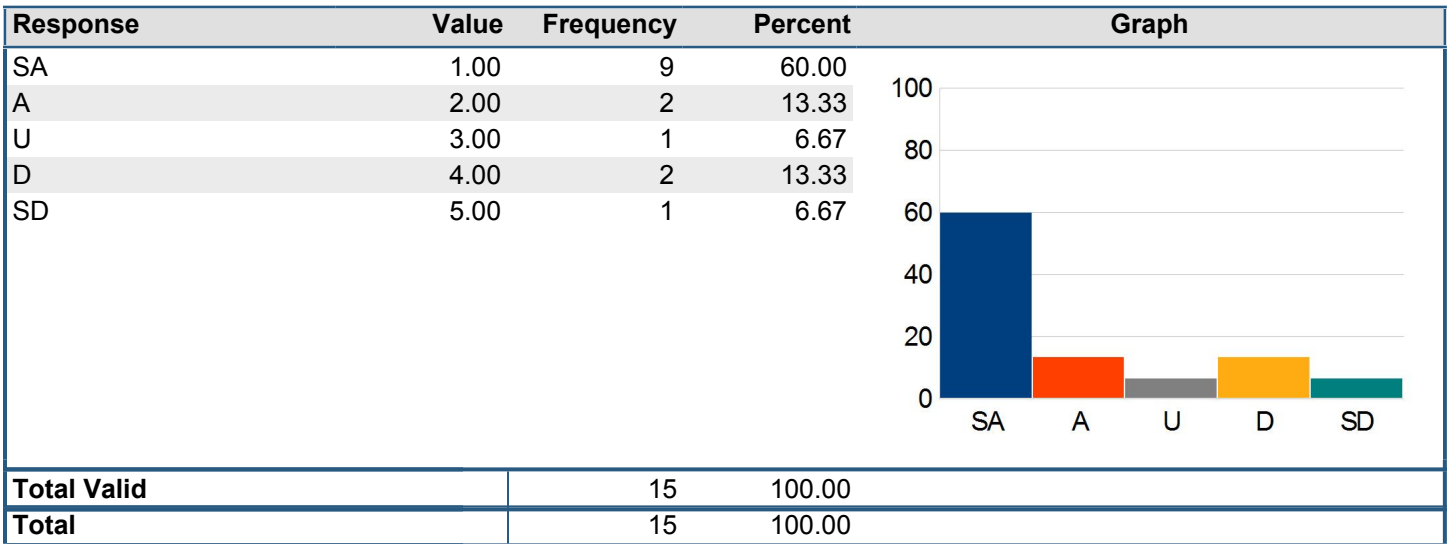
19. Equipment and materials were adequate.

Mean: 1.87



20. Classroom facilities suited to this type of class.

Mean: 1.93



21. Class size was appropriate for course.

Mean: 1.64

